


**Summary Institution-Level Pass Rate Data: Traditional Teacher Preparation Program Within IHE**


		<b>HEOA - Title II 2012 - 2013 Academic Year</b>				
<b>Institution Name</b>		UNIVERSITY OF SOUTH CAROLINA -BEAUFORT				
<b>Institution Code</b>		5841				
<b>State</b>		South Carolina				
<i>January 31, 2014</i>						
				<b>Statewide</b>		
<b>Group</b>	<b>Number Taking Assessment<sup>1</sup></b>	<b>Number Passing Assessment<sup>2</sup></b>	<b>Institutional Pass Rate</b>	<b>Number Taking Assessment<sup>1</sup></b>	<b>Number Passing Assessment<sup>2</sup></b>	<b>Statewide Pass Rate</b>
All program completers, 2012-13	17	17	100%	2133	2051	96%
All program completers, 2011-12	22	22	100%	2198	2142	97%
All program completers, 2010-11	24	24	100%	2463	2398	97%

Note: In cases where there are less than ten students taking the assessment or license/certificate, the number passing and pass rate are not reported.

<sup>1</sup> Number of completers taking one or more assessments within their area of specialization.

<sup>2</sup> Summary level "Number Taking Assessment" may differ from assessment level "Number Taking Assessment" because each student is counted once at the summary level but may be counted in multiple assessments at the assessment level.

Single Assessment Institution-Level Pass Rate Data: *Traditional Teacher Preparation Program Within IHE*

	<b>HEOA - Title II</b> <b>2012 - 2013 Academic Year</b>
	<b>Institution Name</b>
	<b>Institution Code</b>
	<b>State</b>

UNIVERSITY OF SOUTH CAROLINA -BEAUFORT


5841

South Carolina

January 31, 2014

Assessment Information <sup>1</sup>	Group	Number Taking Assessment	Number Passing Assessment	Institutional Pass Rate	Institutional Average Scaled Score	Assessment Cut Score <sup>2</sup>	Statewide			
							Number Taking Assessment	Number Passing Assessment	Statewide Pass Rate	Statewide Average Scaled Score
<b>ART CONTENT AND ANALYSIS (0135)</b>  Test Company: ETS Score Range: 100-200	All enrolled students who have completed all nonclinical courses, 2012-13						1			
	Other enrolled students, 2012-13						8			
	All program completers, 2012-13						39	38	97%	172
	All program completers, 2011-12						28	27	96%	171
	All program completers, 2010-11						4			
<b>ART CONTENT KNOWLEDGE (0133)</b>  Test Company: ETS Score Range: 100-200	All enrolled students who have completed all nonclinical courses, 2012-13						1			
	Other enrolled students, 2012-13						1			
	All program completers, 2012-13						4			
	All program completers, 2011-12						24	24	100%	172
	All program completers, 2010-11						66	66	100%	171
<b>ART MAKING (0131)</b>  Test Company: ETS Score Range: 100-200	All enrolled students who have completed all nonclinical courses, 2012-13						1			
	Other enrolled students, 2012-13						2			
	All program completers, 2012-13						4			
	All program completers, 2011-12						24	24	100%	164
	All program completers, 2010-11						66	62	94%	166
<b>BIOLOGY AND GENERAL SCIENCE (0030)</b>  Test Company: ETS Score Range: 250-990	All enrolled students who have completed all nonclinical courses, 2012-13						5			
	Other enrolled students, 2012-13						33	32	97%	663
	All program completers, 2012-13						53	52	98%	675
	All program completers, 2011-12						49	48	98%	675
	All program completers, 2010-11						51	51	100%	674

**Single Assessment Institution-Level Pass Rate Data: Traditional Teacher Preparation Program Within IHE**


	<b>HEOA - Title II 2012 - 2013 Academic Year</b>
	<b>Institution Name</b>
	<b>Institution Code</b>
	<b>State</b>

UNIVERSITY OF SOUTH CAROLINA -BEAUFORT  
5841  
South Carolina

January 31, 2014

Assessment Information <sup>1</sup>	Group	Number Taking Assessment	Number Passing Assessment	Institutional Pass Rate	Institutional Average Scaled Score	Assessment Cut Score <sup>2</sup>	Statewide			
							Number Taking Assessment	Number Passing Assessment	Statewide Pass Rate	Statewide Average Scaled Score
<b>BUSINESS ED CONTENT KNOWLEDGE (0101)</b>  Test Company: ETS Score Range: 100-200	All enrolled students who have completed all nonclinical courses, 2012-13						1			
	Other enrolled students, 2012-13									
	All program completers, 2012-13						2			
	All program completers, 2011-12						4			
	All program completers, 2010-11						7			
<b>BUSINESS ED (0100)</b>  Test Company: ETS Score Range: 250-990	All enrolled students who have completed all nonclinical courses, 2012-13									
	Other enrolled students, 2012-13									
	All program completers, 2012-13									
	All program completers, 2011-12						1			
	All program completers, 2010-11						3			
<b>CHEM PHYSICS AND GENERAL SCIENCE (0070)</b>  Test Company: ETS Score Range: 250-990	All enrolled students who have completed all nonclinical courses, 2012-13						2			
	Other enrolled students, 2012-13						4			
	All program completers, 2012-13						12	11	92%	597
	All program completers, 2011-12						14	13	93%	651
	All program completers, 2010-11						6			
<b>ED OF DEAF AND HARD OF HEARING (0271)</b>  Test Company: ETS Score Range: 100-200	All enrolled students who have completed all nonclinical courses, 2012-13									
	Other enrolled students, 2012-13									
	All program completers, 2012-13									
	All program completers, 2011-12						3			
	All program completers, 2010-11						2			

**Single Assessment Institution-Level Pass Rate Data: Traditional Teacher Preparation Program Within IHE**


	<b>HEOA - Title II 2012 - 2013 Academic Year</b>
	<b>Institution Name</b>
	<b>Institution Code</b>
	<b>State</b>

UNIVERSITY OF SOUTH CAROLINA -BEAUFORT  
5841  
South Carolina

January 31, 2014

Assessment Information <sup>1</sup>	Group	Number Taking Assessment	Number Passing Assessment	Institutional Pass Rate	Institutional Average Scaled Score	Assessment Cut Score <sup>2</sup>	Statewide			
							Number Taking Assessment	Number Passing Assessment	Statewide Pass Rate	Statewide Average Scaled Score
<b>ED OF EXCEPTIONAL STUDENTS CORE CK (0353)</b>  Test Company: ETS Score Range: 100-200	All enrolled students who have completed all nonclinical courses, 2012-13									
	Other enrolled students, 2012-13									
	All program completers, 2012-13									
	All program completers, 2011-12						2			
	All program completers, 2010-11						36	36	100%	175
<b>ED OF EXCEPTIONAL STUDENTS LEARNING DISAB (0382)</b>  Test Company: ETS Score Range: 100-200	All enrolled students who have completed all nonclinical courses, 2012-13									
	Other enrolled students, 2012-13									
	All program completers, 2012-13									
	All program completers, 2011-12						71	70	99%	175
	All program completers, 2010-11						68	68	100%	177
<b>ED OF EXCEPTIONAL STUDENTS MTMD (0542)</b>  Test Company: ETS Score Range: 100-200	All enrolled students who have completed all nonclinical courses, 2012-13									
	Other enrolled students, 2012-13									
	All program completers, 2012-13									
	All program completers, 2011-12									
	All program completers, 2010-11						7			
<b>ED OF EXCEPTIONAL STUDENTS STPD (0544)</b>  Test Company: ETS Score Range: 100-200	All enrolled students who have completed all nonclinical courses, 2012-13									
	Other enrolled students, 2012-13									
	All program completers, 2012-13									
	All program completers, 2011-12									
	All program completers, 2010-11						3			

**Single Assessment Institution-Level Pass Rate Data: Traditional Teacher Preparation Program Within IHE**


	<b>HEOA - Title II 2012 - 2013 Academic Year</b>
	<b>Institution Name</b>
	<b>Institution Code</b>
	<b>State</b>

UNIVERSITY OF SOUTH CAROLINA -BEAUFORT  
5841  
South Carolina

January 31, 2014

Assessment Information <sup>1</sup>	Group	Number Taking Assessment	Number Passing Assessment	Institutional Pass Rate	Institutional Average Scaled Score	Assessment Cut Score <sup>2</sup>	Statewide			
							Number Taking Assessment	Number Passing Assessment	Statewide Pass Rate	Statewide Average Scaled Score
<b>EDUCATION OF YOUNG CHILDREN (0021)</b>  Test Company: ETS Score Range: 100-200	All enrolled students who have completed all nonclinical courses, 2012-13	7				158	79	78	99%	179
	Other enrolled students, 2012-13						120	119	99%	183
	All program completers, 2012-13	17	17	100%	181	158	587	586	100%	183
	All program completers, 2011-12	22	22	100%	179	158	598	598	100%	183
	All program completers, 2010-11	24	24	100%	180	158	684	684	100%	182
<b>ELEM ED CONTENT AREA EXERCISES (0012)</b>  Test Company: ETS Score Range: 100-200	All enrolled students who have completed all nonclinical courses, 2012-13						11	11	100%	153
	Other enrolled students, 2012-13						3			
	All program completers, 2012-13						7			
	All program completers, 2011-12						233	231	99%	157
	All program completers, 2010-11						716	716	100%	157
<b>ELEM ED CURR INSTRUC ASSESSMENT (0011)</b>  Test Company: ETS Score Range: 100-200	All enrolled students who have completed all nonclinical courses, 2012-13						11	8	73%	168
	Other enrolled students, 2012-13						5			
	All program completers, 2012-13						10	9	90%	173
	All program completers, 2011-12						234	232	99%	178
	All program completers, 2010-11						717	710	99%	179
<b>ELEM ED INSTR PRACTICE AND APPL (CD) (5015)</b>  Test Company: ETS Score Range: 100-200	All enrolled students who have completed all nonclinical courses, 2012-13						87	80	92%	175
	Other enrolled students, 2012-13						121	100	83%	172
	All program completers, 2012-13						592	588	99%	177
	All program completers, 2011-12						383	379	99%	178
	All program completers, 2010-11						12	12	100%	173

**Single Assessment Institution-Level Pass Rate Data: Traditional Teacher Preparation Program Within IHE**

	<b>HEOA - Title II 2012 - 2013 Academic Year</b>
	<b>Institution Name</b>
	<b>Institution Code</b>
	<b>State</b>

UNIVERSITY OF SOUTH CAROLINA -BEAUFORT


5841

South Carolina

January 31, 2014

Assessment Information <sup>1</sup>	Group	Number Taking Assessment	Number Passing Assessment	Institutional Pass Rate	Institutional Average Scaled Score	Assessment Cut Score <sup>2</sup>	Statewide			
							Number Taking Assessment	Number Passing Assessment	Statewide Pass Rate	Statewide Average Scaled Score
<b>ENG LANG LIT COMP CONTENT &amp; ANALYSIS (0044)</b>  Test Company: ETS Score Range: 100-200	All enrolled students who have completed all nonclinical courses, 2012-13						19	17	89%	177
	Other enrolled students, 2012-13						26	22	85%	178
	All program completers, 2012-13						93	90	97%	180
	All program completers, 2011-12						78	78	100%	183
	All program completers, 2010-11						4			
<b>ENG LANG LIT COMP CONTENT KNOWLEDGE (0041)</b>  Test Company: ETS Score Range: 100-200	All enrolled students who have completed all nonclinical courses, 2012-13						1			
	Other enrolled students, 2012-13						4			
	All program completers, 2012-13						3			
	All program completers, 2011-12						43	43	100%	178
	All program completers, 2010-11						121	120	99%	181
<b>ENG LANG LIT COMP ESSAYS (0042)</b>  Test Company: ETS Score Range: 100-200	All enrolled students who have completed all nonclinical courses, 2012-13						1			
	Other enrolled students, 2012-13						2			
	All program completers, 2012-13						3			
	All program completers, 2011-12						43	42	98%	157
	All program completers, 2010-11						121	118	98%	159
<b>FRENCH WORLD LANGUAGE (CD) (5174)</b>  Test Company: ETS Score Range: 100-200	All enrolled students who have completed all nonclinical courses, 2012-13						1			
	Other enrolled students, 2012-13						1			
	All program completers, 2012-13						4			
	All program completers, 2011-12						4			
	All program completers, 2010-11						4			

Single Assessment Institution-Level Pass Rate Data: *Traditional Teacher Preparation Program Within IHE*

	<b>HEOA - Title II 2012 - 2013 Academic Year</b>
	<b>Institution Name</b>
	<b>Institution Code</b>
	<b>State</b>

UNIVERSITY OF SOUTH CAROLINA -BEAUFORT


5841

South Carolina

January 31, 2014

Assessment Information <sup>1</sup>	Group	Number Taking Assessment	Number Passing Assessment	Institutional Pass Rate	Institutional Average Scaled Score	Assessment Cut Score <sup>2</sup>	Statewide			
							Number Taking Assessment	Number Passing Assessment	Statewide Pass Rate	Statewide Average Scaled Score
<b>GERMAN WORLD LANGUAGE (CD) (5183)</b>  Test Company: ETS Score Range: 100-200	All enrolled students who have completed all nonclinical courses, 2012-13									
	Other enrolled students, 2012-13									
	All program completers, 2012-13									
	All program completers, 2011-12									
	All program completers, 2010-11						1			
<b>MATH PROOFS MODELS PROBLEMS PART 1 (0063)</b>  Test Company: ETS Score Range: 100-200	All enrolled students who have completed all nonclinical courses, 2012-13						9			
	Other enrolled students, 2012-13						21	20	95%	161
	All program completers, 2012-13						88	87	99%	167
	All program completers, 2011-12						84	83	99%	164
	All program completers, 2010-11						88	88	100%	166
<b>MATHEMATICS CONTENT KNOWLEDGE (0061)</b>  Test Company: ETS Score Range: 100-200	All enrolled students who have completed all nonclinical courses, 2012-13						11	10	91%	143
	Other enrolled students, 2012-13						24	17	71%	145
	All program completers, 2012-13						89	87	98%	154
	All program completers, 2011-12						84	83	99%	154
	All program completers, 2010-11						90	89	99%	152
<b>MIDDLE SCHOOL ENGLISH LANGUAGE ARTS (0049)</b>  Test Company: ETS Score Range: 100-200	All enrolled students who have completed all nonclinical courses, 2012-13						3			
	Other enrolled students, 2012-13						22	20	91%	170
	All program completers, 2012-13						55	54	98%	174
	All program completers, 2011-12						49	47	96%	174
	All program completers, 2010-11						48	48	100%	177

**Single Assessment Institution-Level Pass Rate Data: Traditional Teacher Preparation Program Within IHE**

	<b>HEOA - Title II 2012 - 2013 Academic Year</b>
	<b>Institution Name</b>
	<b>Institution Code</b>
	<b>State</b>

UNIVERSITY OF SOUTH CAROLINA -BEAUFORT

5841


South Carolina

January 31, 2014

Assessment Information <sup>1</sup>	Group	Number Taking Assessment	Number Passing Assessment	Institutional Pass Rate	Institutional Average Scaled Score	Assessment Cut Score <sup>2</sup>	Statewide			
							Number Taking Assessment	Number Passing Assessment	Statewide Pass Rate	Statewide Average Scaled Score
<b>MIDDLE SCHOOL MATHEMATICS (0069)</b>  Test Company: ETS Score Range: 100-200	All enrolled students who have completed all nonclinical courses, 2012-13						6			
	Other enrolled students, 2012-13						37	33	89%	170
	All program completers, 2012-13						54	52	96%	172
	All program completers, 2011-12						58	58	100%	172
	All program completers, 2010-11						68	67	99%	171
<b>MIDDLE SCHOOL SCIENCE (0439)</b>  Test Company: ETS Score Range: 100-200	All enrolled students who have completed all nonclinical courses, 2012-13						4			
	Other enrolled students, 2012-13						24	19	79%	156
	All program completers, 2012-13						35	35	100%	163
	All program completers, 2011-12						39	36	92%	159
	All program completers, 2010-11						52	50	96%	161
<b>MIDDLE SCHOOL SOCIAL STUDIES (0089)</b>  Test Company: ETS Score Range: 100-200	All enrolled students who have completed all nonclinical courses, 2012-13						9			
	Other enrolled students, 2012-13						26	21	81%	165
	All program completers, 2012-13						67	59	88%	164
	All program completers, 2011-12						67	63	94%	166
	All program completers, 2010-11						55	49	89%	166
<b>MUSIC CONCEPTS AND PROCESSES (0111)</b>  Test Company: ETS Score Range: 100-200	All enrolled students who have completed all nonclinical courses, 2012-13						1			
	Other enrolled students, 2012-13						4			
	All program completers, 2012-13						22	22	100%	157
	All program completers, 2011-12						106	102	96%	158
	All program completers, 2010-11						113	111	98%	160



**Single Assessment Institution-Level Pass Rate Data: Traditional Teacher Preparation Program Within IHE**


	<b>HEOA - Title II 2012 - 2013 Academic Year</b>
	<b>Institution Name</b>
	<b>Institution Code</b>
	<b>State</b>

UNIVERSITY OF SOUTH CAROLINA -BEAUFORT  
5841  
South Carolina

January 31, 2014

Assessment Information <sup>1</sup>	Group	Number Taking Assessment	Number Passing Assessment	Institutional Pass Rate	Institutional Average Scaled Score	Assessment Cut Score <sup>2</sup>	Statewide			
							Number Taking Assessment	Number Passing Assessment	Statewide Pass Rate	Statewide Average Scaled Score
<b>MUSIC CONTENT &amp; INSTRUCTION (0114)</b>  Test Company: ETS Score Range: 100-200	All enrolled students who have completed all nonclinical courses, 2012-13						1			
	Other enrolled students, 2012-13						8			
	All program completers, 2012-13						53	42	79%	168
	All program completers, 2011-12						4			
	All program completers, 2010-11									
<b>MUSIC CONTENT KNOWLEDGE (0113)</b>  Test Company: ETS Score Range: 100-200	All enrolled students who have completed all nonclinical courses, 2012-13						1			
	Other enrolled students, 2012-13						2			
	All program completers, 2012-13						21	21	100%	164
	All program completers, 2011-12						107	104	97%	166
	All program completers, 2010-11						114	111	97%	166
<b>PHYSICAL ED CONTENT AND DESIGN (0095)</b>  Test Company: ETS Score Range: 100-200	All enrolled students who have completed all nonclinical courses, 2012-13						13	9	69%	173
	Other enrolled students, 2012-13						13	6	46%	169
	All program completers, 2012-13						107	98	92%	175
	All program completers, 2011-12						62	60	97%	176
	All program completers, 2010-11						4			
<b>PHYSICAL ED CONTENT KNOWLEDGE (0091)</b>  Test Company: ETS Score Range: 100-200	All enrolled students who have completed all nonclinical courses, 2012-13									
	Other enrolled students, 2012-13						1			
	All program completers, 2012-13									
	All program completers, 2011-12						29	28	97%	157
	All program completers, 2010-11						112	111	99%	158

Single Assessment Institution-Level Pass Rate Data: *Traditional Teacher Preparation Program Within IHE*

	<b>HEOA - Title II</b> <b>2012 - 2013 Academic Year</b>
	<b>Institution Name</b>
	<b>Institution Code</b>
	<b>State</b>

UNIVERSITY OF SOUTH CAROLINA -BEAUFORT


5841

South Carolina

January 31, 2014

Assessment Information <sup>1</sup>	Group	Number Taking Assessment	Number Passing Assessment	Institutional Pass Rate	Institutional Average Scaled Score	Assessment Cut Score <sup>2</sup>	Statewide				
							Number Taking Assessment	Number Passing Assessment	Statewide Pass Rate	Statewide Average Scaled Score	
<b>PHYSICAL ED VIDEO EVALUATION (0093)</b>  Test Company: ETS Score Range: 100-200	All enrolled students who have completed all nonclinical courses, 2012-13										
	Other enrolled students, 2012-13						1				
	All program completers, 2012-13										
	All program completers, 2011-12						28	28	100%	170	
	All program completers, 2010-11						111	108	97%	169	
<b>PRAXIS I MATHEMATICS (0730)</b>  Test Company: ETS Score Range: 150-190	All enrolled students who have completed all nonclinical courses, 2012-13										
	Other enrolled students, 2012-13						4				
	All program completers, 2012-13										
	All program completers, 2011-12										
	All program completers, 2010-11										
<b>PRAXIS I READING (0710)</b>  Test Company: ETS Score Range: 150-190	All enrolled students who have completed all nonclinical courses, 2012-13										
	Other enrolled students, 2012-13						4				
	All program completers, 2012-13										
	All program completers, 2011-12										
	All program completers, 2010-11										
<b>PRAXIS I WRITING (0720)</b>  Test Company: ETS Score Range: 150-190	All enrolled students who have completed all nonclinical courses, 2012-13										
	Other enrolled students, 2012-13						5				
	All program completers, 2012-13										
	All program completers, 2011-12										
	All program completers, 2010-11										

**Single Assessment Institution-Level Pass Rate Data: Traditional Teacher Preparation Program Within IHE**


	<b>HEOA - Title II 2012 - 2013 Academic Year</b>
	<b>Institution Name</b>
	<b>Institution Code</b>
	<b>State</b>

UNIVERSITY OF SOUTH CAROLINA -BEAUFORT  
5841  
South Carolina

January 31, 2014

Assessment Information <sup>1</sup>	Group	Number Taking Assessment	Number Passing Assessment	Institutional Pass Rate	Institutional Average Scaled Score	Assessment Cut Score <sup>2</sup>	Statewide			
							Number Taking Assessment	Number Passing Assessment	Statewide Pass Rate	Statewide Average Scaled Score
<b>PRINC LEARNING AND TEACHING 5-9 II (0623)</b>  Test Company: ETS Score Range: 100-200	All enrolled students who have completed all nonclinical courses, 2012-13						18	17	94%	170
	Other enrolled students, 2012-13						26	23	88%	170
	All program completers, 2012-13						187	183	98%	174
	All program completers, 2011-12						176	170	97%	173
	All program completers, 2010-11						18	17	94%	167
<b>PRINC LEARNING AND TEACHING 5-9 (0523)</b>  Test Company: ETS Score Range: 100-200	All enrolled students who have completed all nonclinical courses, 2012-13						3			
	Other enrolled students, 2012-13									
	All program completers, 2012-13						1			
	All program completers, 2011-12						30	30	100%	174
	All program completers, 2010-11						178	173	97%	174
<b>PRINC LEARNING AND TEACHING 7-12 II (0624)</b>  Test Company: ETS Score Range: 100-200	All enrolled students who have completed all nonclinical courses, 2012-13						51	49	96%	173
	Other enrolled students, 2012-13						81	74	91%	171
	All program completers, 2012-13						523	509	97%	174
	All program completers, 2011-12						410	405	99%	174
	All program completers, 2010-11						26	26	100%	167
<b>PRINC LEARNING AND TEACHING 7-12 (0524)</b>  Test Company: ETS Score Range: 100-200	All enrolled students who have completed all nonclinical courses, 2012-13						1			
	Other enrolled students, 2012-13						7			
	All program completers, 2012-13						5			
	All program completers, 2011-12						131	131	100%	176
	All program completers, 2010-11						579	570	98%	176

Single Assessment Institution-Level Pass Rate Data: *Traditional Teacher Preparation Program Within IHE*


	<b>HEOA - Title II</b> <b>2012 - 2013 Academic Year</b>
	<b>Institution Name</b>
	<b>Institution Code</b>
	<b>State</b>

UNIVERSITY OF SOUTH CAROLINA -BEAUFORT  
5841  
South Carolina

January 31, 2014

Assessment Information <sup>1</sup>	Group	Number Taking Assessment	Number Passing Assessment	Institutional Pass Rate	Institutional Average Scaled Score	Assessment Cut Score <sup>2</sup>	Statewide			
							Number Taking Assessment	Number Passing Assessment	Statewide Pass Rate	Statewide Average Scaled Score
<b>PRINC LEARNING AND TEACHING EARLY CHILD II (0621)</b>  Test Company: ETS Score Range: 100-200	All enrolled students who have completed all nonclinical courses, 2012-13						61	55	90%	164
	Other enrolled students, 2012-13						82	74	90%	170
	All program completers, 2012-13	17	17	100%	171	157	547	535	98%	170
	All program completers, 2011-12	21	21	100%	168	157	378	370	98%	170
	All program completers, 2010-11						8			
<b>PRINC LEARNING AND TEACHING K-6 II (0622)</b>  Test Company: ETS Score Range: 100-200	All enrolled students who have completed all nonclinical courses, 2012-13						91	88	97%	174
	Other enrolled students, 2012-13						183	174	95%	175
	All program completers, 2012-13						815	802	98%	176
	All program completers, 2011-12						626	620	99%	175
	All program completers, 2010-11						31	31	100%	171
<b>PRINC LEARNING AND TEACHING K-6 (0522)</b>  Test Company: ETS Score Range: 100-200	All enrolled students who have completed all nonclinical courses, 2012-13						12	8	67%	171
	Other enrolled students, 2012-13						7			
	All program completers, 2012-13						18	16	89%	173
	All program completers, 2011-12	1				165	408	401	98%	177
	All program completers, 2010-11	24	24	100%	178	165	1596	1570	98%	178
<b>SE BEHAVIORAL EMOTIONAL (0371)</b>  Test Company: ETS Score Range: 100-200	All enrolled students who have completed all nonclinical courses, 2012-13									
	Other enrolled students, 2012-13						3			
	All program completers, 2012-13						33	33	100%	175
	All program completers, 2011-12						28	27	96%	170
	All program completers, 2010-11						34	33	97%	171

**Single Assessment Institution-Level Pass Rate Data: Traditional Teacher Preparation Program Within IHE**

	<b>HEOA - Title II 2012 - 2013 Academic Year</b>
	<b>Institution Name</b>
	<b>Institution Code</b>
	<b>State</b>

UNIVERSITY OF SOUTH CAROLINA -BEAUFORT


5841

South Carolina

January 31, 2014

Assessment Information <sup>1</sup>	Group	Number Taking Assessment	Number Passing Assessment	Institutional Pass Rate	Institutional Average Scaled Score	Assessment Cut Score <sup>2</sup>	Statewide			
							Number Taking Assessment	Number Passing Assessment	Statewide Pass Rate	Statewide Average Scaled Score
<b>SE CK AND MILD TO MODERATE APPL (0543)</b>  Test Company: ETS Score Range: 100-200	All enrolled students who have completed all nonclinical courses, 2012-13						1			
	Other enrolled students, 2012-13						3			
	All program completers, 2012-13						74	74	100%	175
	All program completers, 2011-12						40	40	100%	175
	All program completers, 2010-11						36	36	100%	173
<b>SE CK AND SEVERE TO PROF APPL (0545)</b>  Test Company: ETS Score Range: 100-200	All enrolled students who have completed all nonclinical courses, 2012-13									
	Other enrolled students, 2012-13									
	All program completers, 2012-13						8			
	All program completers, 2011-12						1			
	All program completers, 2010-11						5			
<b>SE CORE KNOWLEDGE &amp; APPLICATIONS (0354)</b>  Test Company: ETS Score Range: 100-200	All enrolled students who have completed all nonclinical courses, 2012-13						12	12	100%	167
	Other enrolled students, 2012-13						34	34	100%	175
	All program completers, 2012-13						96	96	100%	176
	All program completers, 2011-12						108	108	100%	177
	All program completers, 2010-11						71	71	100%	177
<b>SE ED OF DEAF AND HARD OF HEARING (0272)</b>  Test Company: ETS Score Range: 100-200	All enrolled students who have completed all nonclinical courses, 2012-13									
	Other enrolled students, 2012-13									
	All program completers, 2012-13						2			
	All program completers, 2011-12									
	All program completers, 2010-11									

Single Assessment Institution-Level Pass Rate Data: *Traditional Teacher Preparation Program Within IHE*

	<b>HEOA - Title II 2012 - 2013 Academic Year</b>
	<b>Institution Name</b>
	<b>Institution Code</b>
	<b>State</b>

UNIVERSITY OF SOUTH CAROLINA -BEAUFORT


5841

South Carolina

January 31, 2014

Assessment Information <sup>1</sup>	Group	Number Taking Assessment	Number Passing Assessment	Institutional Pass Rate	Institutional Average Scaled Score	Assessment Cut Score <sup>2</sup>	Statewide			
							Number Taking Assessment	Number Passing Assessment	Statewide Pass Rate	Statewide Average Scaled Score
<b>SE STUDENTS WMENTAL RETARDATION (0321)</b>  Test Company: ETS Score Range: 100-200	All enrolled students who have completed all nonclinical courses, 2012-13						1			
	Other enrolled students, 2012-13									
	All program completers, 2012-13						23	23	100%	169
	All program completers, 2011-12						33	33	100%	165
	All program completers, 2010-11						29	29	100%	166
<b>SOCIAL STUDIES CONTENT &amp; INTERPRET (0086)</b>  Test Company: ETS Score Range: 100-200	All enrolled students who have completed all nonclinical courses, 2012-13						18	15	83%	159
	Other enrolled students, 2012-13						52	30	58%	156
	All program completers, 2012-13						123	112	91%	165
	All program completers, 2011-12						100	94	94%	164
	All program completers, 2010-11						6			
<b>SOCIAL STUDIES CONTENT KNOWLEDGE (0081)</b>  Test Company: ETS Score Range: 100-200	All enrolled students who have completed all nonclinical courses, 2012-13						2			
	Other enrolled students, 2012-13						1			
	All program completers, 2012-13						5			
	All program completers, 2011-12						60	60	100%	171
	All program completers, 2010-11						146	142	97%	171
<b>SOCIAL STUDIES INTERPRET MATERIALS (0083)</b>  Test Company: ETS Score Range: 100-200	All enrolled students who have completed all nonclinical courses, 2012-13						2			
	Other enrolled students, 2012-13						1			
	All program completers, 2012-13						5			
	All program completers, 2011-12						60	59	98%	171
	All program completers, 2010-11						146	141	97%	169

**Single Assessment Institution-Level Pass Rate Data: Traditional Teacher Preparation Program Within IHE**


	<b>HEOA - Title II 2012 - 2013 Academic Year</b>
	<b>Institution Name</b>
	<b>Institution Code</b>
	<b>State</b>

UNIVERSITY OF SOUTH CAROLINA -BEAUFORT  
5841  
South Carolina

January 31, 2014

Assessment Information <sup>1</sup>	Group	Number Taking Assessment	Number Passing Assessment	Institutional Pass Rate	Institutional Average Scaled Score	Assessment Cut Score <sup>2</sup>	Statewide			
							Number Taking Assessment	Number Passing Assessment	Statewide Pass Rate	Statewide Average Scaled Score
<b>SPANISH CONTENT KNOWLEDGE (0191)</b>  Test Company: ETS Score Range: 100-200	All enrolled students who have completed all nonclinical courses, 2012-13									
	Other enrolled students, 2012-13									
	All program completers, 2012-13									
	All program completers, 2011-12									
	All program completers, 2010-11						3			
<b>SPANISH PRODUCTIVE LANGUAGE SKILLS (0192)</b>  Test Company: ETS Score Range: 100-200	All enrolled students who have completed all nonclinical courses, 2012-13									
	Other enrolled students, 2012-13									
	All program completers, 2012-13									
	All program completers, 2011-12									
	All program completers, 2010-11						3			
<b>SPANISH WORLD LANGUAGE (CD) (5195)</b>  Test Company: ETS Score Range: 100-200	All enrolled students who have completed all nonclinical courses, 2012-13						2			
	Other enrolled students, 2012-13						3			
	All program completers, 2012-13						10	7	70%	170
	All program completers, 2011-12						23	20	87%	178
	All program completers, 2010-11						19	18	95%	176
<b>SPECIAL EDUCATION TEACHING STUDENTS WITH LEARNING (0383)</b>  Test Company: ETS Score Range: 100-200	All enrolled students who have completed all nonclinical courses, 2012-13						6			
	Other enrolled students, 2012-13						23	20	87%	167
	All program completers, 2012-13						38	38	100%	172
	All program completers, 2011-12									
	All program completers, 2010-11									

**Single Assessment Institution-Level Pass Rate Data: Traditional Teacher Preparation Program Within IHE**

	<b>HEOA - Title II 2012 - 2013 Academic Year</b>
	<b>Institution Name</b>
	<b>Institution Code</b>
	<b>State</b>

UNIVERSITY OF SOUTH CAROLINA -BEAUFORT

5841

South Carolina

January 31, 2014

Assessment Information <sup>1</sup>	Group	Number Taking Assessment	Number Passing Assessment	Institutional Pass Rate	Institutional Average Scaled Score	Assessment Cut Score <sup>2</sup>	Statewide				
							Number Taking Assessment	Number Passing Assessment	Statewide Pass Rate	Statewide Average Scaled Score	
<b>SPEECH LANGUAGE PATHOLOGY (0330)</b>  Test Company: ETS Score Range: 250-990	All enrolled students who have completed all nonclinical courses, 2012-13										
	Other enrolled students, 2012-13										
	All program completers, 2012-13										
	All program completers, 2011-12						2				
	All program completers, 2010-11						4				
<b>THEATRE (0640)</b>  Test Company: ETS Score Range: 250-990	All enrolled students who have completed all nonclinical courses, 2012-13										
	Other enrolled students, 2012-13										
	All program completers, 2012-13						7				
	All program completers, 2011-12						3				
	All program completers, 2010-11						6				
<b>THEATRE (0641)</b>  Test Company: ETS Score Range: 100-200	All enrolled students who have completed all nonclinical courses, 2012-13										
	Other enrolled students, 2012-13						1				
	All program completers, 2012-13						6				
	All program completers, 2011-12										
	All program completers, 2010-11										

Note: In cases where there are less than ten students taking the assessment or license/certificate, the number passing and pass rate are not reported.

<sup>1</sup>Tests with multiple delivery options (computer, paper, etc.) will be noted with the assessment code for one format only.

<sup>2</sup>Cut scores may vary for groups depending upon when the cut scores are established by the state and when each group completed their teacher certification or licensure assessment.