


Driving Safety Off-Road Vehicles


USCB - DPS
Environmental Health & Safety




USCB Golf Cart Policies

- ▶ Operators must possess a valid Drivers License.
 - ▶ Must attend safety training specific to vehicle and annual safety class.
 - ▶ Not exceed 15 mph in carts
 - ▶ Shall not use cell phones or other communications devices while driving
 - ▶ Remain on the grounds of USCB
- 


Golf Cart Policies

- ▶ Not exceed the maximum safe occupancy of the vehicle
 - ▶ Not exceed the load capacity
 - ▶ No modifications to vehicles without approval of manufacturer.
 - ▶ Light must be used between sunset and sunrise
 - ▶ Charging or fueling must be done in safe location.
- 

Golf Cart Policies

- ▶ Carts must be parked away from heavily traveled pedestrian areas.
 - ▶ No parking in front of building entrances doorways.
 - ▶ Pedestrians have the right of way; carts must yield to pedestrians on sidewalks
- 


Golf Cart Policy

- ▶ Must not tamper or modify carts governor
 - ▶ All private golf carts operated on campus must have a valid SC golf Cart Sticker.
 - ▶ Private Golf Carts are not allowed to operate on sidewalks, athletic fields, or grass areas and restricted to paved highways and parking areas.
- 

Employees Responsibility

- ▶ Inspecting vehicle to ensure it is safe to drive.
- ▶ Operating cart in safe manner
- ▶ Reporting accidents to University Police.

Supervisors Responsibility

- ▶ Ensuring all drivers are licensed and attend safety training and certification
 - ▶ Submitting employees driver licenses to Safety Officer
 - ▶ Taking timely corrective action for any employee infractions of this policy
 - ▶ Repairs on carts are completed.
 - ▶ Maintain proper safety devices on vehicles.
- 

What are you driving?

- ▶ Did you know that defensive driving applies NOT ONLY to licensed vehicles such as cars and trucks but also to unlicensed vehicles such as golf carts and Gators?



Carts, cars... what's the difference?

- ▶ Carts roll easier
- ▶ Carts always operate near pedestrians
- ▶ Carts run silently
- ▶ Other motor vehicles have the right-of-way



Carts vs. Cars...

- ▶ Center of gravity is lower than most vehicles
- ▶ Speed limit is MUCH lower – 5 mph on campus sidewalks
- ▶ In a collision – the cart ALWAYS loses!



Driving Instructions



Driving the Vehicle

OPERATING INSTRUCTIONS

- Read Owner's Manual and safety warnings located on dash panel prior to driving.
 - Study and understand controls.
 - Make sure wheels are turned in desired direction.
- Turn key to "ON" position and be sure nothing is in your path.
 - While vehicle is stopped, select direction by placing shift lever or switch in desired position:
F – Forward N – Neutral R – Reverse (Buzzer will sound)
- Vehicle will start moving when accelerator pedal is depressed.
- Slowly depress accelerator pedal to increase speed. Park brake will release when accelerator pedal is depressed.
- To stop, release accelerator pedal and depress brake pedal.
- After stopping, firmly depress park brake until it locks.
- Place forward and reverse switch in neutral position.
Turn key "OFF" and remove key when not in use.

CCI 1016216-01

- ▶ Always check behind the vehicle before backing
- ▶ No more occupants than the number of seats
- ▶ Keep hands and feet inside the vehicle
- ▶ Drive slow
- ▶ Avoid steep grades

Carrying A Load

- ▶ Do not exceed load capacity
- ▶ Balance the load
- ▶ Secure the load
- ▶ Be sure you can see behind the vehicle
- ▶ Loads can change on steep grades
- ▶ No one rides in the back




What about...

- ▶ Cart or truck – rules of the road apply:



- ▶ You must obey traffic signs and signals
- ▶ Pedestrians have the right-of-way
- ▶ You must obey campus speed limits

Operating Equipment



Accelerator Pedal

Brake Pedal

Parking Brake

Cart Safety Guidelines

- ▶ Obey ALL traffic signs
- ▶ Do not exceed cart weight capacity
- ▶ Sudden stops or changes in direction may result in loss of control
- ▶ Keep hands and feet inside at all times when cart is moving
- ▶ Avoid tipping over – drive straight up or down a slope
- ▶ Always remain seated
- ▶ Slow down before and during turns
- ▶ Reduce speed, use extra care in inclement weather

Pedestrians

- ▶ Pedestrians have the right of way
- ▶ Avoid sidewalks when possible
- ▶ Drive slow
- ▶ Avoid driving during class change times , if possible.
- ▶ Avoid driving on the grass unless necessary




Leaving the Vehicle Unattended

- ▶ Do not dismount vehicle before it has come to a complete stop
- ▶ Engage the brake
- ▶ Turn off the engine
- ▶ Take the key



Parking

- ▶ Do not park in front of a door
 - ▶ Do not block fire exits
 - ▶ Park at least 20 feet from building door entrance
 - ▶ Engage the parking brake
- 

Night Driving

- ▶ If you are driving at night does the cart have:
 - working headlights?
 - brake lights?
 - turn-signal lights
- ▶ Drive cautious – pedestrians may not see you coming.
- ▶ Check the lights before driving at night.




Just plain common sense...

- ▶ Always tie-down your load
- ▶ Always set your brake once you get to your destination
- ▶ After loading, check to see if all four wheels still touching the ground?



Contractor Carts

- ▶ Golf Cart must be owned or leased by the company operating a cart on campus.
 - ▶ Must have a valid SC Golf cart sticker on vehicle.
 - ▶ Golf Cart must pass inspection by USCB DPS before usage
 - ▶ All contractor personnel who operate the vehicle must pass USCB DPS Written and Driving
- 

Review

- ▶ Know the vehicle you are driving.
- ▶ Be aware of your surroundings.
- ▶ Do not “horse around” with the vehicle
- ▶ Drive slow.