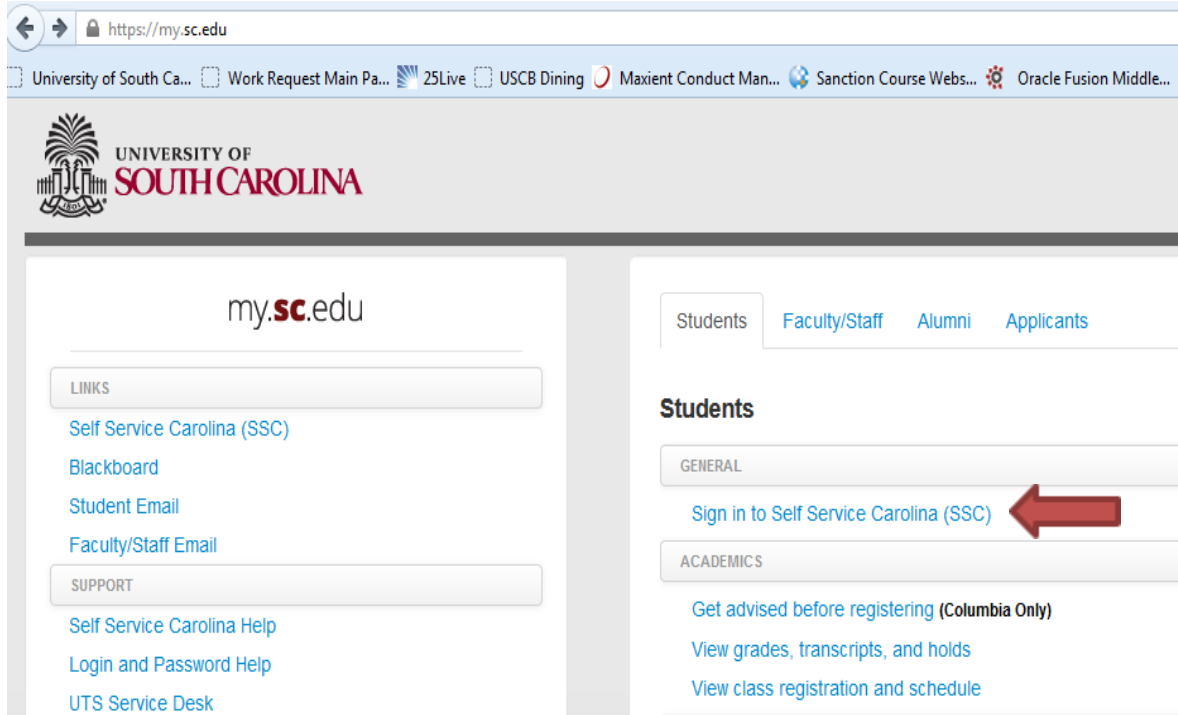


How to Complete the Housing Application

STEP 1: GO TO my.sc.edu. Once there click on to “Sign in to Self Service Carolina (see red arrows).

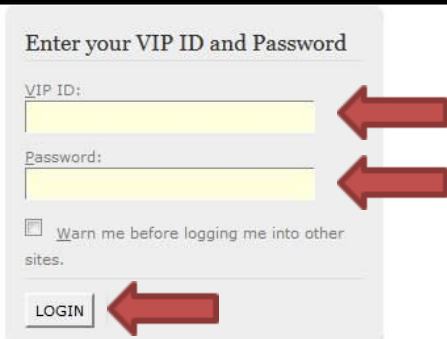


The screenshot shows the my.sc.edu website. The browser address bar displays https://my.sc.edu. The page header includes the University of South Carolina logo and name. Below the header, there are navigation tabs for Students, Faculty/Staff, Alumni, and Applicants. The Students tab is selected. Under the Students tab, there are sections for GENERAL and ACADEMICS. A red arrow points to the link "Sign in to Self Service Carolina (SSC)" in the GENERAL section. Other links in the GENERAL section include "Get advised before registering (Columbia Only)", "View grades, transcripts, and holds", and "View class registration and schedule".

STEP 2: Enter your VIP ID and password. This information was included in your acceptance letter. Click “Log In”



SC Authentication Service



The screenshot shows the SC Authentication Service login form. The form title is "Enter your VIP ID and Password". It contains two input fields: "VIP ID:" and "Password:". Below the input fields is a checkbox labeled "Warn me before logging me into other sites." and a "LOGIN" button. Red arrows point to the "VIP ID:" input field, the "Password:" input field, and the "LOGIN" button.

STEP 3: Click on “Student”

UNIVERSITY OF SOUTH CAROLINA

Welcome, [redacted] Self Service Carolina

<p>Personal Information</p> <p>Update addresses and contact information; Review name or social security number change information; Customize your directory profile.</p>	<p>Student</p> <p>Check Admission Status, Complete Enrollment Steps, Complete Residency Certification, and View Academic Records</p>	<p>Account Information</p> <p>View your account summaries, statement/payment history and tax information</p>	<p>Financial Aid</p> <p>View financial aid status and eligibility; view outstanding requirements; accept award offers; access other helpful financial aid websites</p>
---	---	---	---

RELEASE: 8.5.2

STEP 4: Click on “Housing Services”

Home > Student

<p>Personal Information</p>	<p>Student</p>	<p>Account Information</p>	<p>Financial Aid</p>
------------------------------------	-----------------------	-----------------------------------	-----------------------------

<p>Admissions Apply for admission to another campus, return to complete an application, or check your status.</p>	<p>Registration Check your registration status, class schedule and add or drop classes. Select the appropriate term before proceeding.</p>	<p>Student Records View your holds, grades, transcripts and advisor (if assigned).</p>	<p>South Carolina Residency Certification Complete this certification to apply for in-state tuition or a reduced tuition rate.</p>
<p>Enrollment Deposits - Applies Only to Columbia Admitted Freshmen Pay enrollment deposit to secure your spot in the freshman class.</p>	<p>Housing Services Apply for housing, view room assignments when available, and access other housing services.</p>	<p>Orientation Services To apply to attend Orientation Sessions.</p>	<p>AlcoholEdu & Haven Both are REQUIRED if you are: A new or transferring undergraduate student to Columbia campus-under the age of 23 and enrolled for the upcoming term.</p>
<p>DegreeWorks View your progress toward earning a degree; run What-if audit if considering change of major. This option is not available to all campuses at this time.</p>	<p>Withdrawal & Refund Deadlines</p>		

STEP 5: Select “Beaufort” under the “show me housing information for”. Click Continue

USC Housing Information

General housing information for each campus can be found at the main website of each campus. Online housing applications are available here for Columbia, Aiken, Beaufort, and Upstate. Please select the appropriate campus and you will be transferred to the online application for that campus.

Show me housing information for  

If you have any questions, please contact the Housing Office on your campus.

USC Aiken Housing	803.648.6851
USC Beaufort Housing	843.208.8722
USC Columbia Housing	803.777.4283
USC Upstate Housing	864.503.5422

STEP 6: Click on the applicable Beaufort Campus Housing Application

University Housing - Student Home

Fall 2014 - Columbia Campus Graduate/Family Students - For information please call 803 777-4571

Fall 2014 - Columbia Campus Undergraduate Students


Fall 2014 - Upstate Campus


Fall 2014 - Columbia Campus - Thanksgiving Break Housing - Request

Spring 2015 - Columbia Campus Undergraduate Students

Spring 2015 - Columbia Campus Greek Village

Spring 2015 - Upstate Campus

Spring 2015 - Aiken Campus 

Spring 2015 - Beaufort Campus 

- [Spring 2015 Beaufort Campus Housing Application - New Freshmen and Transfers](#)

: You began an application but did not submit it. Please complete and submit your application to be considered for campus housing.

STEP 7: From there you should be able to complete the application and submit the application fee. Please note that you must complete the application, submit it and pay the application fee before you can be housed.

IF YOU HAVE ANY ISSUES PLEASE CONTACT HOUSING VIA PHONE AT 843-208-8722 OR EMAIL AT HOUSING@USCB.EDU